

Nintendo®

GAME BOY™

**RECHARGEABLE
BATTERY PACK/
AC ADAPTER**

Nintendo®

Nintendo of America Inc.
P.O. Box 957, Redmond, WA 98073-0957 U.S.A.

PRINTED IN JAPAN

OWNER'S MANUAL


Thank you for buying the Nintendo GAME BOY™ Rechargeable Battery Pack.

Important: Please read this Owner's Manual to ensure proper handling, and then save the Owner's Manual for future reference.

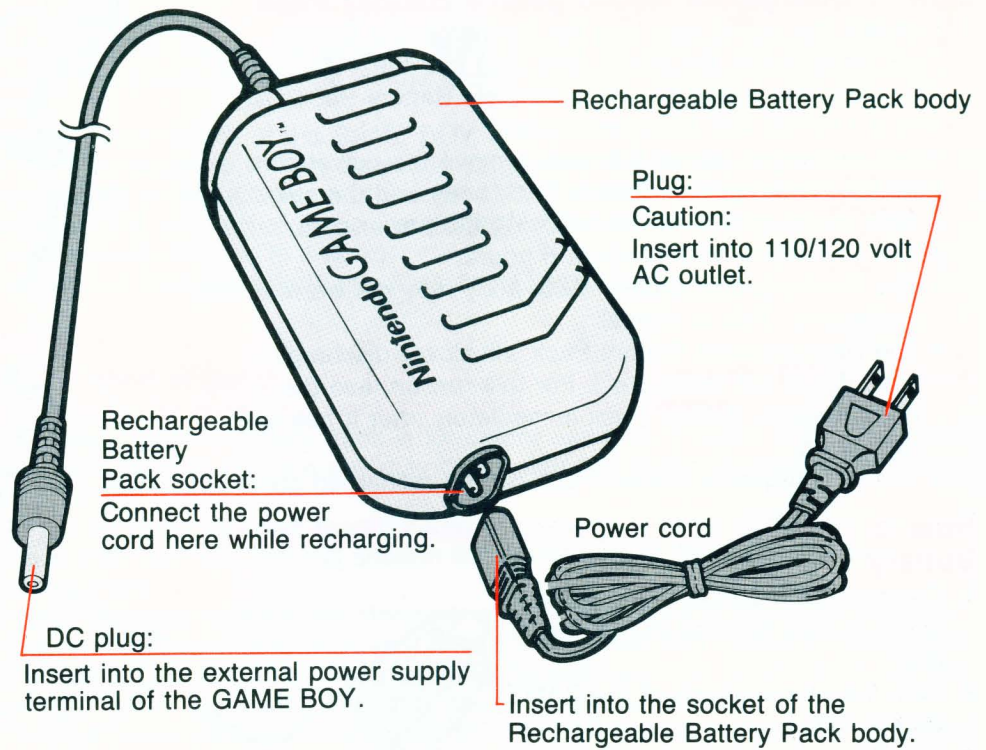
Contents

| | |
|--|---|
| 1. Name of Each Part | 2 |
| 2. How to Use the Rechargeable Battery Pack | 3 |
| 3. Specifications | 5 |
| 4. Troubleshooting and Customer Support | 5 |
| 5. 90-DAY LIMITED WARRANTY | 6 |
| 6. REPAIR/SERVICE AFTER EXPIRATION OF WARRANTY | 7 |
| 7. CONSUMER PARTS LIST AND ORDER FORM | 8 |

This official seal is your assurance that Nintendo has reviewed this product and that it has met our standards for excellence in workmanship, reliability and entertainment value. Always look for this seal when buying games and accessories to ensure complete compatibility with your Game Boy System.



1. Name of Each Part

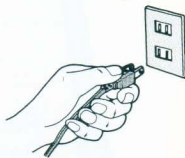
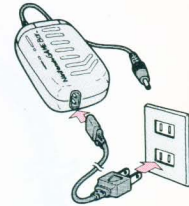


Make sure you've fully recharged the Rechargeable Battery Pack before using it for the first time.

2. How to Use the Rechargeable Battery Pack

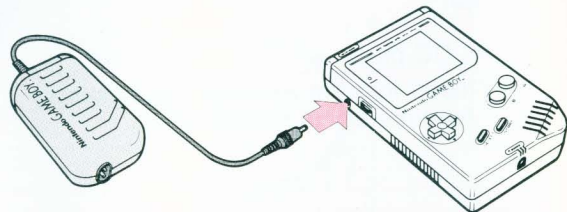
How to Charge the Rechargeable Battery Pack

1. Connect the power cord into the Rechargeable Battery Pack body. Insert the power cord plug into the 110/120 volt AC outlet. (Recharge the Rechargeable Battery Pack using only a 110/120 volt AC power outlet.)
2. When recharged (about 8 hours), remove the power cord from the Rechargeable Battery Pack body and the outlet.
 - Hold the plug body when removing the power cord.
 - The recharging time is about 8 hours.
 - The Rechargeable Battery Pack body may get warm during recharging. This is normal.
 - The Rechargeable Battery Pack will slowly discharge even if it is not being used. For this reason, use the Rechargeable Battery Pack immediately after it has been recharged.
 - The Rechargeable Battery Pack can be recharged about 300 times.



How to Use the Rechargeable Battery Pack as a Battery

1. Connect the DC plug to the external power supply terminal of the GAME BOY.
2. Turn the power switch of the GAME BOY to ON.
 - The Rechargeable Battery Pack will last about 10 hours. (Varies with volume setting and games being played.)



How to Use the Rechargeable Battery Pack as an AC Adapter

(Using the Battery Pack in this manner will allow continuous use of the GAME BOY without loss of power.)

1. Connect the DC plug to the external power supply terminal of the GAME BOY.
2. Connect the power cord to the Rechargeable Battery Pack and a 110/120 volt AC outlet.
3. Turn the power switch of the GAME BOY to ON.
 - If the Rechargeable Battery Pack has completely discharged, it may not function as an AC adapter. In this case, turn the power switch of the GAME BOY to OFF and recharge the Rechargeable Battery Pack for a short while (from several minutes to 1 hour). You should then be able to use it as an AC adapter.

Cautions

- **Do not short or put the end of the DC plug into the mouth. This may cause damage to the batteries, electrical shock or minor burns..**
- The Rechargeable Battery Pack is for indoor use only. Prevent it from becoming wet. Allowing it to become wet may cause damage to the Rechargeable Battery Pack or the GAME BOY.
- Do not recharge for more than 8 hours or recharge it below 32°C (0°C) or above 100° (40°C). This will shorten the service life of the Rechargeable Battery Pack.
- Do not recharge or leave the Rechargeable Battery Pack in the direct sunlight, near heating equipment, or in very humid areas. This may cause a malfunction.
- The Rechargeable Battery Pack can only be used with the GAME BOY. Do not use with other equipment. This may cause a malfunction.
- Turn the power switch on the GAME BOY to OFF before inserting (or removing) the DC plug of the Rechargeable Battery Pack.
- When unplugging the cords, be sure to pull from the plug itself, not from the wires.
- Do not dispose of in fire.
- Do not attempt to open as there are no user serviceable parts inside.

3. Specifications

| | |
|--------------------|-----------------------|
| Input power supply | 110/120 volt AC, 3.5W |
| Output | DC 4.8V, 150 mA |
| Recharging time | Approx. 8hrs |
| Body weight | Approx. 300g |
| Power cord length | 1m |

4. Troubleshooting and Customer Support

If the Rechargeable Battery Pack does not work properly during use, stop use immediately and check the following items before calling for service.

| Symptom | Check Location | Remedy |
|--|--|--|
| • Cannot recharge | Is DC plug inserted into the GAME BOY? Is the GAME BOY power switch ON? | Either set power switch to OFF, or remove DC plug from GAME BOY. |
| • GAME BOY does not work when Rechargeable Battery Pack is used as AC adapter. | Is Rechargeable Battery Pack connected properly? | Be sure the Rechargeable Battery Pack is connected properly. It is also possible that the Battery Pack is completely discharged. If this is the case, turn the power switch of the GAME BOY OFF, recharge for 30 minutes to an hour, then turn the unit back ON. |

If the Rechargeable Battery Pack does not work even after checking the above, do not repair it yourself. Please call the Nintendo Consumer "Hotline" at 1-800-255-3700.

5. 90-DAY LIMITED WARRANTY

NINTENDO RECHARGEABLE BATTERY PACK 90-DAY LIMITED WARRANTY

Nintendo warrants to the original consumer purchaser that this Rechargeable Battery Pack shall be free from defects in material and workmanship for a period of 90 days from the date of purchase. If a defect covered by this warranty occurs during this 90-day warranty period, Nintendo will repair or replace the defective Rechargeable Battery Pack, at its option, free of charge.

To receive this warranty service :

1. DO NOT return your defective merchandise to the retailer.
2. Notify the Nintendo Consumer Service Department of the problem requiring warranty service by calling 1-800-255-3700. Our Consumer Service Department is in operation from 6:00 A.M. to 6:00 P.M. Pacific time, Monday through Saturday. **PLEASE DO NOT** send any defective components to Nintendo before calling the Nintendo Consumer Service Department.
3. If the Nintendo Service Representative is unable to solve the problem by phone, you will be provided with a Return Authorization number. You **MUST** record this number on the outside packaging of your defective components, and return it **FREIGHT PREPAID, AND INSURED FOR LOSS OR DAMAGE TO:**

In the United States:
Nintendo of America Inc.
Consumer Service Department
4820-150th Avenue N.E.
Redmond WA 98052
RA # _____

In Canada:
Nintendo of Canada Ltd.
110-13480 Crestwood Place
Richmond BC V6V2J9
RA # _____

This warranty shall not apply if the Rechargeable Battery Pack has been damaged by negligence, accident, unreasonable use, commercial use, modification, tampering, or by other causes unrelated to defective materials or workmanship. This warranty shall not apply if the Rechargeable Battery Pack serial number has been altered, defaced, or removed.

WARRANTY LIMITATIONS

ANY APPLICABLE IMPLIED WARRANTIES, INCLUDING WARRANTIES OF MERCHANTABILITY AND FITNESS FOR A PARTICULAR PURPOSE, ARE HEREBY LIMITED TO NINETY DAYS FROM THE DATE OF PURCHASE AND ARE SUBJECT TO THE CONDITIONS SET FORTH HEREIN. IN NO EVENT SHALL NINTENDO BE LIABLE FOR CONSEQUENTIAL OR INCIDENTAL DAMAGES RESULTING FROM THE BREACH OF ANY EXPRESS OF IMPLIED WARRANTIES.

The provisions of this warranty are valid in the United States and Canada only. Some states/provinces do NOT allow limitations on how long an implied warranty lasts or exclusion of consequential or incidental damages, so the above limitation or exclusion may not apply to you. This warranty gives you specific legal rights, and you may also have other rights which vary between states/provinces.

*Components covered under this warranty are : Rechargeable Battery Pack and power cord.

6. REPAIR/SERVICE AFTER EXPIRATION OF WARRANTY

If your Rechargeable Battery Pack develops a problem requiring service after the 90-day warranty period, contact the Nintendo Consumer Service Department at 1-800-255-3700. If the Nintendo Service Representative is unable to solve the problem over the phone, you will be advised of the approximate cost to repair the component(s) and provided with a Return Authorization number.

You MUST then record this number on the outside packaging of the defective component(s) and return the defective merchandise, **FREIGHT PREPAID, AND INSURED FOR LOSS OR DAMAGE TO :**

In the United States:
 Nintendo of America Inc.
 Consumer Service Department
 4820-150th Avenue N.E.
 Redmond WA 98052
 RA# _____

In Canada:
 Nintendo of Canada Ltd.
 110-13480 Crestwood Place
 Richmond BC V6V2J9
 RA# _____

Please enclose a money order payable to Nintendo for the cost quoted you. Repairs may also be charged on a VISA or MASTERCARD credit card.

If, after personal inspection, the Nintendo Service Technician determines your Rechargeable Battery Pack cannot be repaired, it will be returned and your payment refunded.

7. CONSUMER PARTS LIST AND ORDER FORM

GAME BOY CONSUMER PARTS LIST & ORDER FORM

| Nintendo Part No. | Part Name | Price | Quantity | Amount of Purchase |
|--|--------------------------------|--------|----------|--------------------|
| 18097 | Stereo Headphones | \$8.50 | | |
| 18098 | Battery Cover | 1.00 | | |
| 18099 | Connector Cover | .50 | | |
| 18100 | Video Link™ cable | 8.50 | | |
| 18101 | *Power Cord | 5.00 | | |
| 18102 | Game Pak Case | 1.00 | | |
| 18103 | Game Boy Manual | 2.00 | | |
| XXX | Game Pak Manual (Specify name) | 1.25 | | |
| PLEASE NOTE: Nintendo cannot supply Game Manuals for 'Licensed' games. These games can be identified by the words 'Licensed by Nintendo' on the packaging. Please contact the Game Licensee (whose name is also on the package) directly for these items. (You may call Nintendo at 1-800-255-3700 for the Licensee's address and telephone number.) | | | | |
| *Rechargeable Battery Pack replacement part. | | | | |

SUB TOTAL

WASHINGTON STATE RESIDENTS ADD 8.1% SALES TAX
 BRITISH COLUMBIA RESIDENTS ADD 6% SALES TAX

POSTAGE & HANDLING (\$2 For Orders Of \$4 or more, 50¢ For Orders of Less Than \$4)

TOTAL AMOUNT DUE

•FOR ORDERING INSTRUCTIONS PLEASE SEE NEXT PAGE.

To Order By Phone (Requires VISA or MASTERCARD ONLY. NO C.O.D. Orders)

Call: 1-800-255-3700

6:00 A.M. to 6:00 P.M.

Pacific Time (MON. to SAT.)

Please have your VISA or MASTERCARD card number and expiration date ready.

To Order By Mail

1. Please complete the following:

Name _____ Phone () _____

Street Address _____

City _____ State _____ Zip _____

2. Enclose Money Order or Credit Card Authorization for total amount due.

If paying by VISA or MASTERCARD:

Please charge total amount due of \$ _____ to my:

(VISA or MC?) _____ Card No. _____ Expiration Date _____

Name on Card (Print) _____ Signed _____

3. Mail to:

In the United States:
Nintendo of America Inc.
4820 - 150th Avenue N.E.
Redmond WA 98052.

In Canada:
Nintendo of Canada Ltd.
110 - 13480 Crestwood Place
Richmond BC V6V2J9

Allow 4—6 weeks for delivery. We cannot accept cash, stamps or C.O.D. orders. Prices are applicable within the United States and Canada only and are subject to change without notice.